

ATTIVITÀ IZS PLA – MALATTIE TRASMESSE DA ZANZARE

PROGETTI DI RICERCA



Ministero della Salute



MARITTIMO - IT - FR - MARITIME
TOSCANA - LIGURIA - SARDEGNA - CORSE



COLLABORAZIONI




Istituto Zooprofilattico Sperimentale
della Lombardia e dell'Emilia Romagna



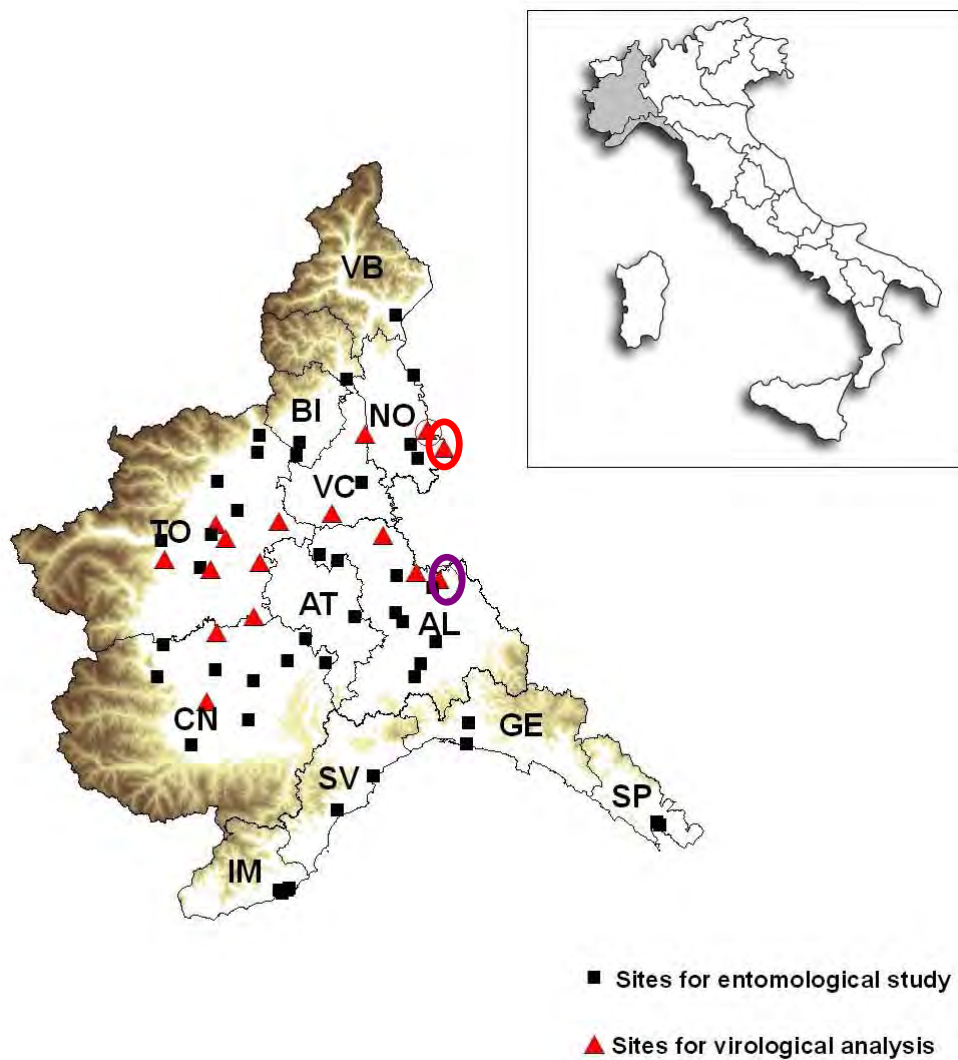

CESME
Centro di Riferenza Nazionale





ATTIVITÀ IZS PLA – MONITORAGGIO 2011- 2013


Anno	Sorveglianza Entomologica	Sorveglianza Diagnostica	Pool	Pos. Usutu	Pos. Mosquito Flavivirus
2011	61 trappole CDC 46.677 zanzare	16 trappole 7.833 zanzare	266	1	3
2012	58 trappole CDC 19.994 zanzare	30 trappole 8.531 zanzare	315	4	31
2013		41 trappole CDC/BG 18.750 zanzare	798	1	32



ANNO 2011

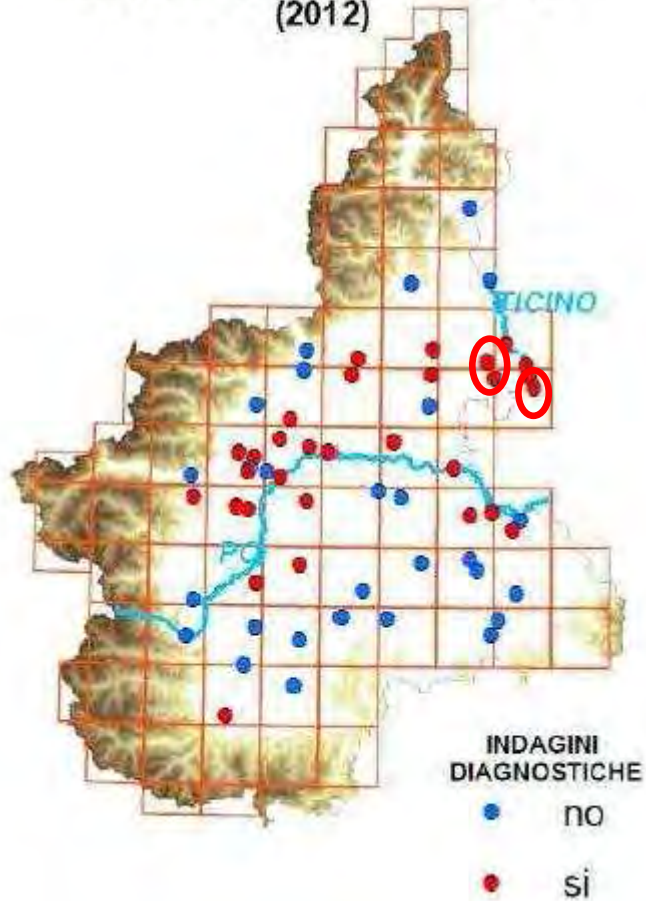
○ Novara: Usutu

○ Alessandria : Mosquito





**TRAPPOLE UTILIZZATE PER
LA CATTURA DELLE ZANZARE
(2012)**

ANNO 2012



○ Novara e Cerano Sud: Usutu

**IN ITALIA – PIANO SORVEGLIANZA NAZIONALE****CAVALLI (casi sierol)****Casi 2008 : 794****Casi 2009: 221****Casi 2010: 128****Casi 2011: 197****Casi 2012: 313****Casi 2013: 30****ZANZARE (casi)****Casi 2008 : 5****Casi 2009: 20****Casi 2010: 13****Casi 2011: 8****Casi 2012: 14****Casi 2013: 129****UOMO (casi)****Casi 2008 : 18 (N)****Casi 2009: 18 (N)****Casi 2010: 3 (N)****Casi 2011: 14 (N) + 1 (F)****Casi 2012: 28 (N) + 17 (F)****Casi 2013: 39 (N) + 29 (F)****N: neuropatologici****F: febbri West Nile****NESSUN CASO IN PIEMONTE, LIGURIA E VALLE D'AOSTA**



DISTRIBUZIONE GEOGRAFICA

POOL ZANZARE POSITIVE WEST NILE 2013